



University of the
Highlands and Islands
West Highland College

Oilthigh na Gàidhealtachd
agus nan Eilean
Colaiste na Gàidhealtachd an Iar

West Highland College UHI



College Leaver Destination Report 19/20

2019/20 College Leavers Destination Report

Survey Background

The WHC internal report is based on data collected from further education (FE) students who completed their study in 19/20. The report refers to destination data from the previous two years allowing comparison over a three-year period allowing the identification of trends. UHI undertake the HE destination survey with our higher education students.

Information on the Scottish Funding Council (SFC) guidance and methodology is contained in the appendix at the end of the report.

The college conducted the destination survey with students between the end of February and into early April 2020. The college were required to return this data to the SFC by the 4th May 2020.

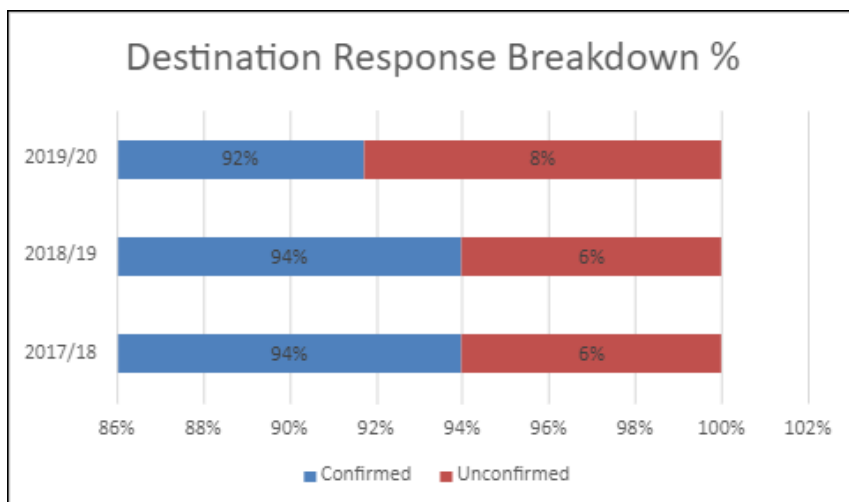
The college teams use this report and statistical information as part of self-evaluation and action planning.

Only students enrolled on full time and short full time further education courses were included in this survey. Certificate in Maritime Skills is a short full-time course.

Destination Response Breakdown Over 3 Years

Academic Year		
2017/18	2018/19	2019/20
189 Enrolments	174 Enrolments	198 Enrolments
Survey based on 144 students that the SFC had identified.	Survey based on 167 students that the SFC had identified.	Survey based on 144 students that the SFC had identified.
136 responded	160 responded	136 responded
Response rate of 94%	Response rate of 96%	Response rate of 92%

Due to the cyber incident in March we were unable to access the data required to contact the last few students, resulting in a slightly lower response rate of 92%.



Main Findings

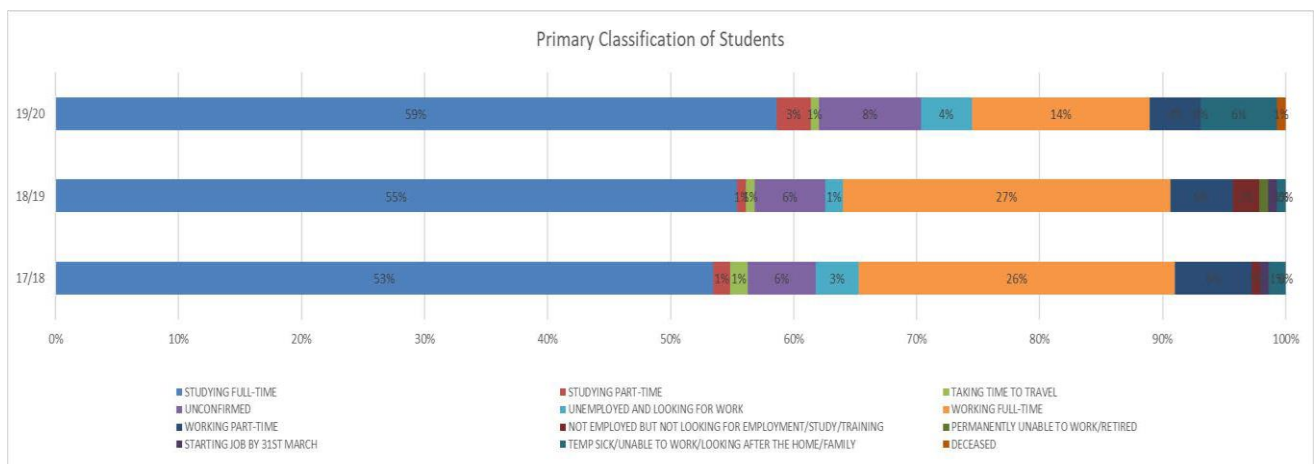
Student Destination Overview

The college established the nature of 136 student destinations as indicated below.

Primary Classification of Destination	2017/18		2018/19		2019/20	
Target Students	144		139		145	
Studying full-time	77	53%	77	55%	85	59%
Studying part-time	2	1%	1	1%	4	3%
Taking time out in order to travel	2	1%	1	1%	1	1%
Unconfirmed	8	6%	8	6%	12	8%
Unemployed and looking for work	5	3%	2	1%	6	4%
Working full-time	37	26%	37	27%	21	14%
Working Part-time	9	6%	7	5%	6	4%
Not employed but not looking for employment, further study or training	1	1%	3	2%	0	0%
Permanently unable to work/retired			1	1%	0	0%
Starting job by 31st march	1	1%	1	1%	0	0%
Temp sick/unable to work/looking after the home/family	2	1%	1	1%	9	6%
Deceased					1	1%

- There is a 6% increase over the three-year period in the percentage of students known to be studying full time an increase of 4% from the previous year.
- Those known to be unemployed and looking for work has increased by 3%, and students that have gone into full-time employment has decreased by 13%.

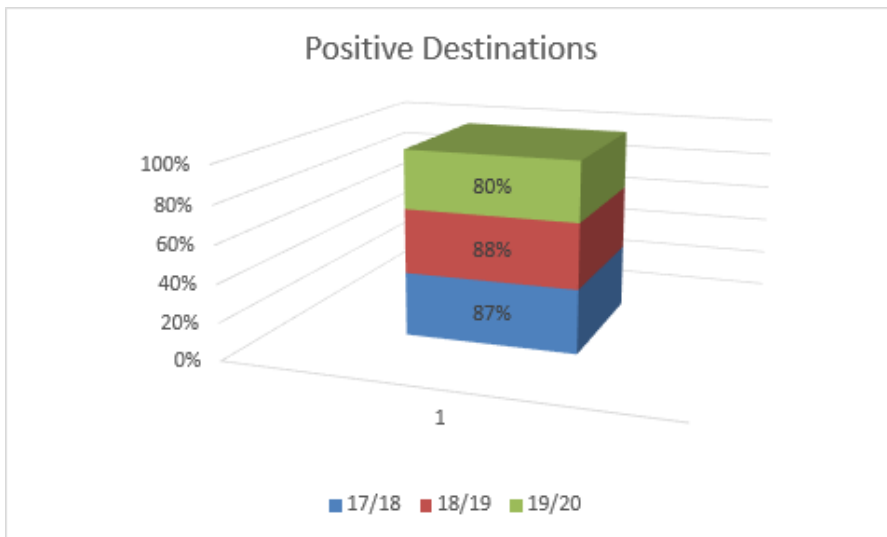
These figures could be linked to COVID19 and the lack of employment opportunities due to continued lockdown measures.



Positive Destination Breakdown

80% of our students are in a positive destination, full or part time study or full or part time employment. This is a decrease of 8% on positive destinations from 18/19.

It is important to note that although there is a decrease in positive destinations there is an increase in students going into full-time study. This may be attributed to the lack of employment opportunities due to continued lockdown and furlough schemes.



Employment Destinations

19% of WHC 19/20 students are in full time or part time employment, a decrease of 13% from 18/19. Full time employment is 14% with 4% part time employed.

There was a slight decrease of students, 48%, in 18/19 stating that their course relates to their current employment, 44% in 19/20.

Statistics show that of the employer industry and category selected by the students; the majority took up local employment opportunities with 74% staying in the Highland & Islands council area.

Employer_Industry	17/18	18/19	19/20
Student Responses	48	44	27
A: Agriculture, forestry and fishing	10	0	7
E: Water supply, sewerage, waste management and remediation activities	1	0	0
D: Electricity, gas, steam and air conditioning supply		2	0
F: Construction	3	2	1
G: Wholesale and retail trade; repair of motor vehicles and motorcycles	2	4	4
H: Transport and storage	2	3	1
I: Accommodation and food service activities	13	12	6
K: Financial and insurance activities		1	0
M: Professional, scientific and technical activities	0	0	2

Employer_Industry	17/18	18/19	19/20
N: Administrative and support service activities	3	1	0
O: Public administration and defence; compulsory social security	0	1	2
P: Education	0	0	0
Q: Human health and social work activities	2	5	0
R: Arts, entertainment and recreation	9	8	4
S: Other service activities	2	1	0
Unknown	1	4	0

Employment Category

The table below gives a breakdown of student numbers by employment category and the percentage.

Employment % Overall	17/18	18/19	19/20
Total Destination Responses	144	139	145
Total Number of Students in Employment	48	44	27
	33%	32%	19%

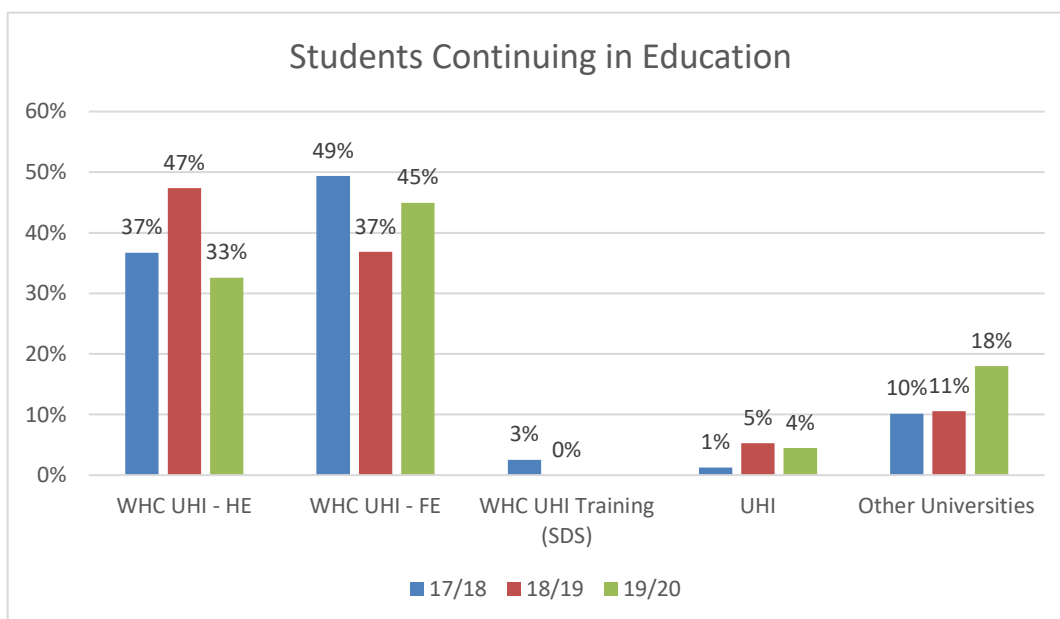
Employment Categories	17/18		18/19		19/20	
Total Employed Responses	48		44		27	
Employed FT or PT	43	90%	37	84%	25	93%
Self-employed/Freelance	3	6%	2	5%	2	7%
Voluntary/other unpaid work	1	2%	1	2%	0	0%
Modern Apprenticeship	1	2%	4	9%	0	0%

Students Continuing in Education

Students Continuing in Education	2017/18		2018/19		2019/20	
West Highland College (UHI) - HE	29	37%	36	47%	29	33%
West Highland College (UHI) - FE	39	49%	28	37%	40	45%
WHC UHI Training (SDS)	2	3%				
UHI – University of the Highlands & Islands	2	3%	4	5%	4	4%
Other Universities	7	9%	8	11%	16	18%
	79		76		89	

78% of all students continuing into education returned to WHC to continue their studies. Of the 69 students that returned to WHC, 58, 84% progressed onto the next level of study in a relevant course.

Students Continuing in Education (WHC Progression)	19/20	19/20
WHC Progression Degree course	4	4%
WHC Progression FE course	32	36%
WHC Progression HNC course	22	25%
WHC another HNC course	3	3%
WHC another FE Course	8	9%
Other College	20	22%
Total West Highland College (UHI)	69	78%
Total returning WHC Progressed to next level of study	58	84%



Conclusion

Most WHC students are in a positive destination, six months on from achieving their course qualification.

A detailed breakdown of destination data is accessible to staff and gives analysis by sector for employment or by course and college/university detail.

More detail on employer information is now available in the survey allowing analysis to be drawn about the impact on a local economy level.

Appendix 1

Scottish Funding Council Guidance

In June 2014, SFC brought together the colleges involved in the pilot year, to review the data gathering process and to advise on any changes required for the 2013/14 survey. No significant changes were made to the survey questionnaire and it was agreed that student destination information could also be taken from close relatives, lecturers and fellow students, provided those involved in the survey were confident that the information was accurate and reliable. Slight changes have been implemented for the collection of data from 2015/16 onwards. A minimum of 3 attempts to contact a student must be evidenced and logged prior to the use of destination information from other sources. This information continues to be required for auditable purposes.

Prior to issuing the survey spreadsheets to each College, SFC through their links with Skills Development Scotland, were able to pre-populate the spreadsheet with student data already captured by SDS and FES returns, this continues to reduce the number of students that WHC has to contact directly

The key data requested by SFC:

- Primary Classification (Destination)
- Industry of Employer (where applicable)
- Training Programme
- Training Vocational Area
- Destination of Further Study (where applicable)
- Destination Source (where applicable)

Additional data requested in

15/16 and 16/17	17/18
<ul style="list-style-type: none"> • Work detail • Employer name • Employer related – (was the course undertaken related to the employment that the student identified in the survey) 	<ul style="list-style-type: none"> • Starting job by 31st march • Temp sick/unable to work/looking after the home/family

Methodology

In 2012/13 the survey was undertaken between October and December 2013. This was changed in the 2013/14 survey to take place in January/February the survey continues to be undertaken during this time and an improvement in response rates has been noted.

In the first 2 years, direct telephone contact with students proved to be the most effective way of gathering the required data. However, in 2014/2015 on reflection with the key holders and staff that undertook to contacting the students direct telephone did not give us the expected results.

At this point a range of contact methods was put in place which have proved more successful in 2015/16 and continue to be so. These have included emails, social media, messaging and the use of area specific phone numbers being used by key members of staff at different times of the day. This approach has continued to be successful