



University of the  
Highlands and Islands  
West Highland College

Oilthigh na Gàidhealtachd  
agus nan Eilean  
Colaiste na Gàidhealtachd an Iar

# West Highland College UHI



**Scottish Funding Council  
Key Performance Indicators**

**2018/19**

## West Highland College Summary Report for: Scottish Funding Council Performance Indicators 2018/19

The Scottish Funding Council, SFC, publishes official statistics on college performance every year. Each year all colleges must publish their set of performance indicators (PI) on college websites. This helps make the college performance data more available and visible to individuals, communities, employers, college partners and stakeholders.

### College Context

West Highland College UHI (WHC) is one of thirteen academic partners within the University of the Highlands and Islands (UHI) and is the main provider of further and higher education in the West Highlands of Scotland. The college is a rurally based college, operating in ten communities, across Lochaber, Skye and Wester Ross covering an area approximately half the size of Wales. Much of the area is very rural and remote. The population of the area is around 40,000. Fort William, in Lochaber is the most sizeable town with a population of around 10.5 thousand.

The college offers a broad choice of education and training opportunities across a range of levels, in further and higher education.

- Access
- National Qualifications
- Higher National Certificates and Higher National Diplomas
- Degrees, Masters and Post Graduate Research

The college is funded for both further and higher education. The Scottish Funding Council PIs for WHC are included at the end of this report and represent further education activity only (SCQF level 1 – 6) in the academic year 2018/19.

### Executive Summary

The main college priority is to support every student in achieving his or her programme successfully and in supporting the onward progression into employment or further and higher education. The college works with partners within the University of the Highlands and Islands region to focus on the regional outcome agreement priorities. The outcome agreement is monitored at regional and college level.

The college Executive Leadership Team oversees and reviews learning and teaching and student support on all programmes every year, through a process called self-evaluation. Staff use self-evaluation to identify strengths and areas of good practice by working together with students and stakeholders. They also identify areas for development and subsequently take forward actions for improvement. Through the Education Scotland Quality Framework, the college agrees a college-wide enhancement plan that identifies appropriate improvement actions over a three-year period. The college evaluation report and enhancement plan are endorsed by Education Scotland and is published on the college website. Where student retention or student success is less than the college aspirational target, the Academic Affairs team will further scrutinise programme design and monitor student experience and learning and teaching. The college ensures that appropriate team action plans are in place to address issues and that these plans are monitored together with the college enhancement plan.

This is the **seventh** successive year that full time student success at West Highland College UHI is above the national average of the sector.

## Key points

In 2018/19, 71.8% of full-time students successfully completed their course. This figure is 6.6% above the national sector average, 65.2%.

In 2018/19 83.2% of part time students on recognised qualifications successfully completed their course.

Students continue to achieve well in a range of subject areas on courses lasting more than 160 hours.

Programme action plans are in place to share best practice and to address areas for improvement where course performance is not meeting aspirational college targets, with a robust curriculum review process in place.

## Understanding the SFC Performance Indicator Publication

The Performance Indicators (PIs) are based on student records submitted via the Further Education Statistics (FES) system. This is an automated data capture and record system, which encompasses built-in iterative quality checks to ensure the data, is correct and credible. SFC verify the data and then the data is used for PI purposes. In addition to SFC checks, every college Principal must sign-off the data as a true and accurate record for their college.

Most charts contain three components, three contain percentage figures; one component describes the percentage of students who completed successfully, the second is the percentage of students that completed the course year with partial success, and the third are those students who withdrew from their chosen programme of study during the academic year. All of these values have been calculated as a percentage of all enrolments.

The charts detail the outcomes for both full time students, on a course (>600 hours) and part time students ranging from 320 hours to less than 10 hours of learning.

The Scottish Funding Council only publish categories where enrolments are more than 50. Where the number of enrolments is less than 50 in a category, data has been suppressed and is not shown in the final set of data. SFC state that this avoids spurious statistical accuracy in the published pass rates and reduces the risk of incorrect conclusions being drawn from pass rates based on small numbers. Therefore, when viewing the SFC performance indicator paper for West Highland College UHI the following point must be noted:

West Highland College UHI (WHC) is a rural college serving a widely dispersed population of 40,000 across Lochaber, Skye and Wester Ross. The numbers of students enrolling on courses are relatively small in a majority of the subject groupings.


The SFC Statistical Publication College Performance Indicators 18 –19 are presented here: [College Performance Indicators 2018 –19](#)

The published WHC UHI PI charts data can be found here: [SFC Key Performance Indicators Charts For WHC 2018-19](#)

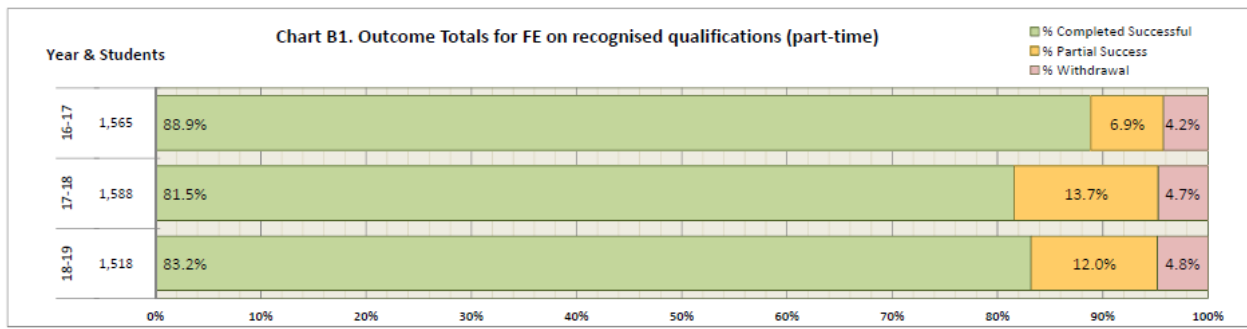
The charts contained in this report are not suppressed and show all enrolments data for WHC UHI.

# West Highland College 2017 – 18 Performance Indicators

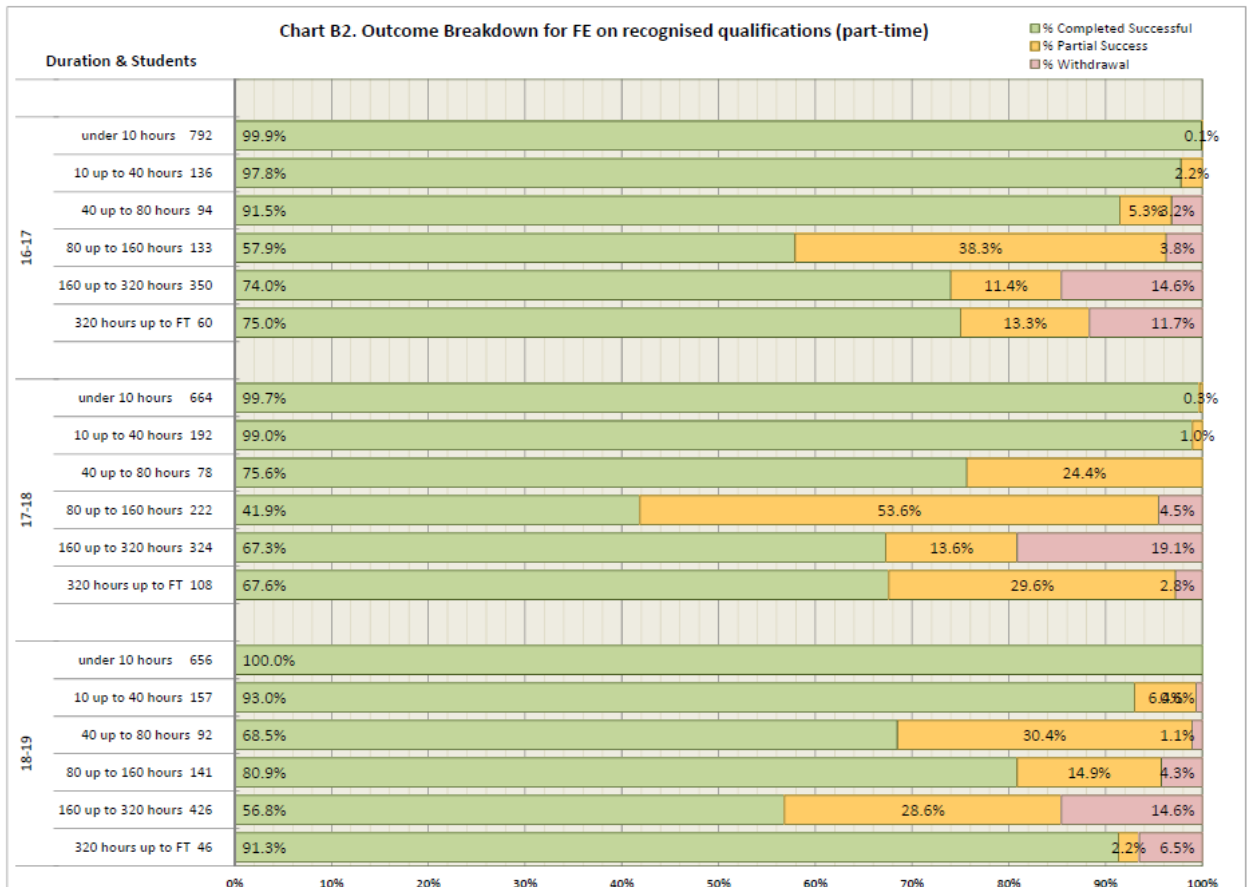
**Chart A. Outcomes for FE on recognised qualifications (full-time)**



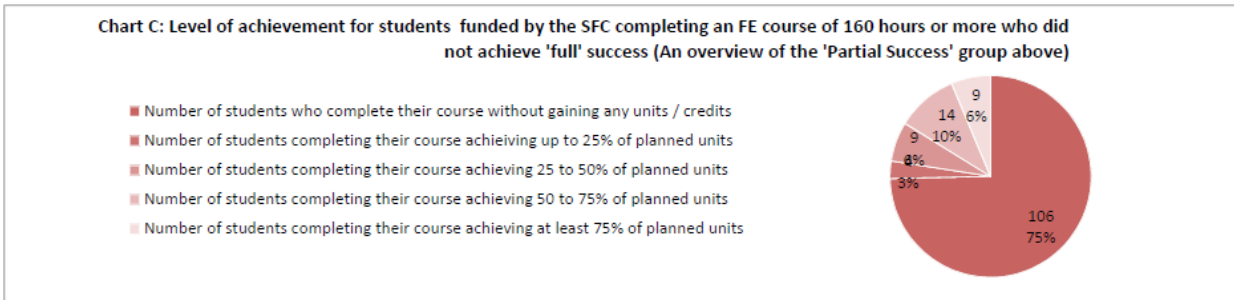
**Chart B1. Outcome Totals for FE on recognised qualifications (part-time)**



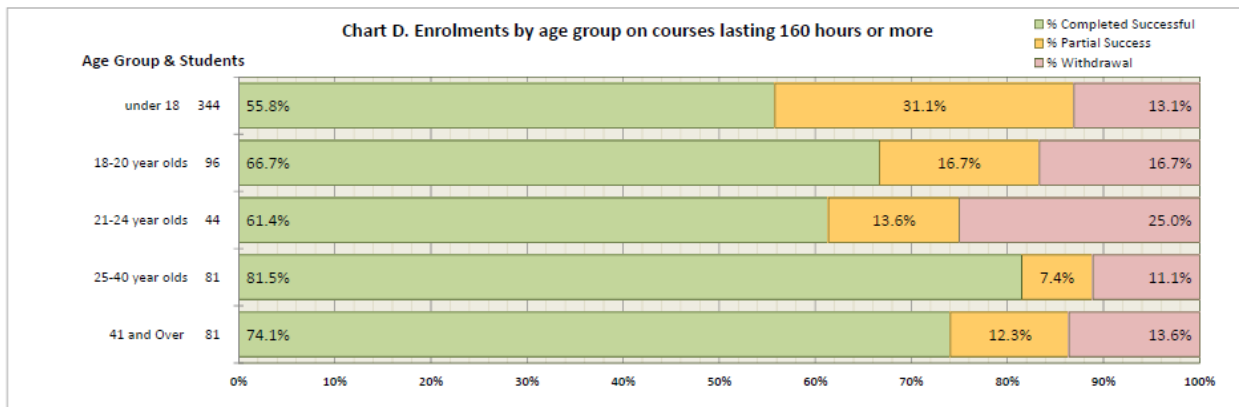
**Chart B2. Outcome Breakdown for FE on recognised qualifications (part-time)**



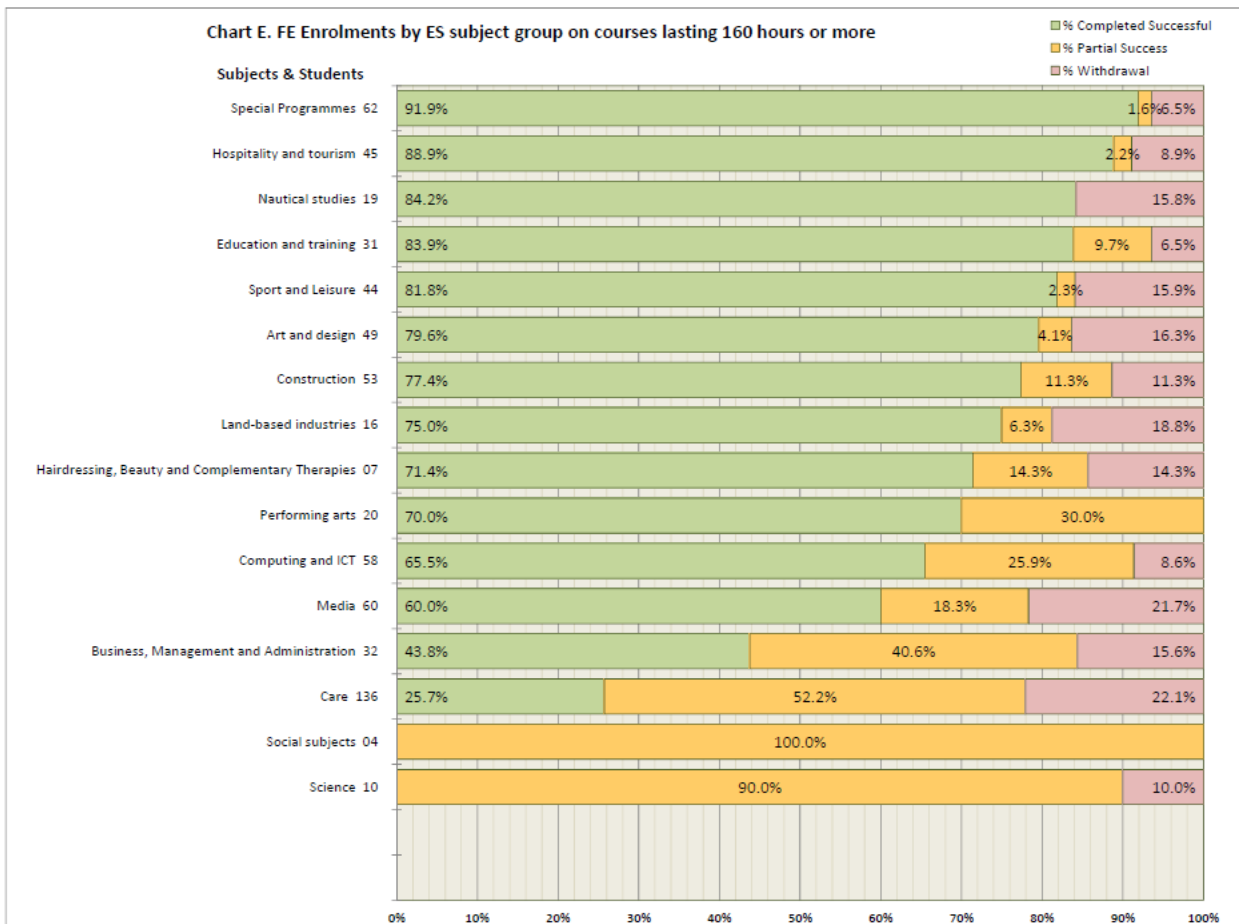
**Chart C (3). Achievement for FE students with partial success**



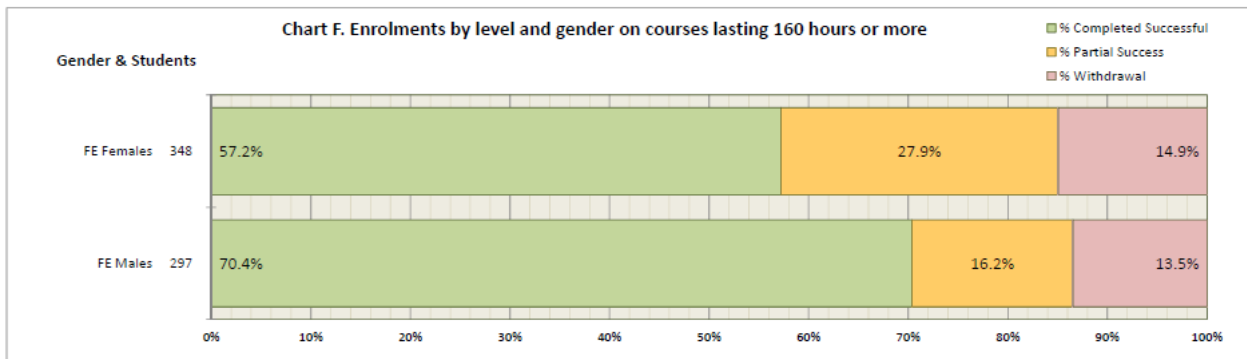
**Chart D. Enrolments by age group on courses lasting 160 hours or more**



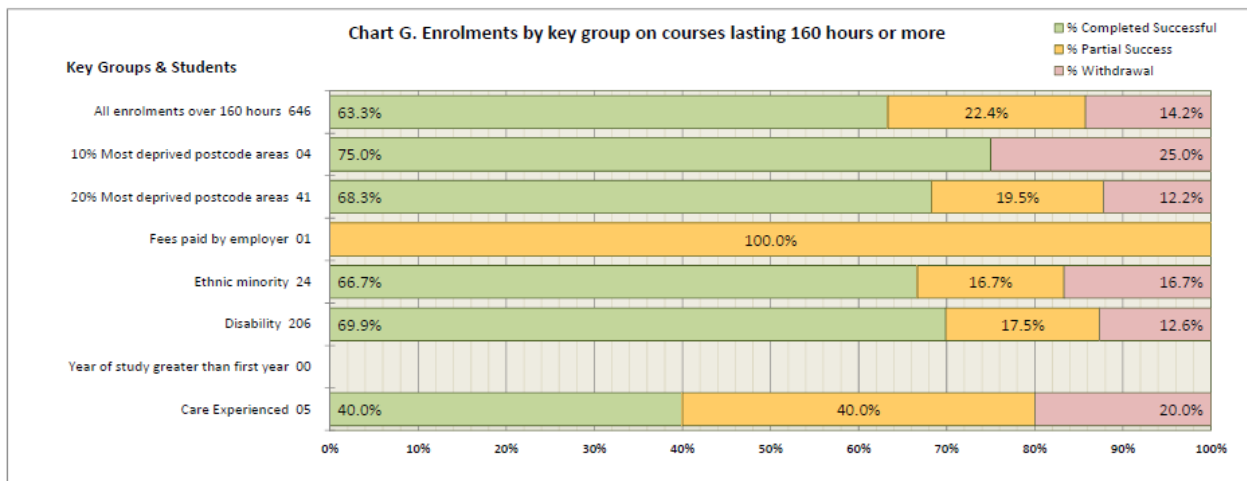
**Chart E. FE Enrolments by ES subject group on courses lasting 160 hours or more**




**Chart F. Enrolments by level and gender on courses lasting 160 hours or more**



**Chart G. Enrolments by key group on courses lasting 160 hours or more**



**Chart H. Credit targets and achieved (core plus ESF)**



**Chart J. Staff with a recognised teaching qualification**

