



University of the
Highlands and Islands
West Highland College

Oilthigh na Gàidhealtachd
agus nan Eilean
Colaiste na Gàidhealtachd an Iar



Scottish Funding Council Key Performance Indicators 2014/15

West Highland College Summary Report for: Scottish Funding Council Performance Indicators 2014/15

The Scottish Funding Council publishes official statistics on college performance every year. This is the second year whereby all colleges must publish their set of performance indicators (PI) on college websites. This helps make the college performance data more available to individuals, communities, employers and college partners.

College Context

West Highland College UHI (WHC) is one of thirteen academic partners within the University of the Highlands and Islands (UHI) and is the main provider of further and higher education in the West Highlands of Scotland. The college is a rurally based college, operating in ten communities, across Lochaber, Skye and Wester Ross covering approximately a seventh of the land mass of Scotland. Much of the area is very sparsely populated, Fort William being the most sizeable town (population of around 10.5 thousand).

The college offers a broad choice of education and training opportunities across a range of levels, in further and higher education.

- Access
- National Qualifications
- Higher National Certificates and Higher National Diplomas
- Degrees, Masters and Post Graduate Research

The college is funded for both further and higher education. The Scottish Funding Council PIs are at the end of this report and represent further education activity only (SCQF 1 – 6) which is 84.7% of college funded activity in the academic year 2014/15. Information on higher education can be found on the UHI website.

Executive Summary

The main college priority is to support every student in achieving their programme successfully and in supporting the onward progression into employment or further and higher education.

The college oversees and reviews the learning and teaching and student support on all programmes every year, through a process called self-evaluation. This process identifies strengths and areas of good practice to share. It also identifies areas for development. Where student retention or student success is less than the aspirational target, the management team will further scrutinise programme design and monitor student experience and learning and teaching. Action plans are put in place to address issues which continue to be monitored until all actions have been completed.

This is the third successive year that full time student success at West Highland College UHI is above the national average of the sector.

Key points

75% of FE students completed their full time programme and 68% of students achieved the programme award. Student success rate is 4% above the national sector average.

88.7% of FE students completed their short full time programme and 77.4% achieved the programme award. Student success rate is 2% above the national sector average.

All other part time student achievement is above the national sector average.

Students achieve very well on courses lasting more than 160 hours in the following subject areas and performance is significantly higher than the national sector average:

| | | |
|-------------------------|-------|--------------------------|
| Sport and Leisure | 87.0% | (national average 63.8%) |
| Computing and ICT | 90.0% | (national average 64.8%) |
| Hospitality and Tourism | 83.0% | (national average 66.4%) |
| Performing Arts | 81.0% | (national average 64.8%) |
| Special Programmes | 82.6% | (national average 68.0%) |

However, within the SFC performance indicator publication, most of these subject area performance indicators are not presented because there were less than 50 students enrolled on these programmes. (See explanation in the next section)

Action plans at programme level are in place to address areas where performance is less strong. The college Annual Supplementary Report (institution led review on quality) was endorsed by the Board of Management and submitted to the Scottish Funding Council in October 2015. This report provides a high level summary based on quality arrangements for learning and teaching, learner engagement and quality culture taking into account the college performance indicators. The [report](#) is available on the college website.

Understanding the SFC Performance Indicator Publication

The Performance Indicators (PIs) are based on student records submitted via the Further Education Statistics (FES) system. This is an automated data capture and record system which encompasses built-in iterative quality checks to ensure the data is correct and credible. Only when the data has passed will SFC permit the data to be used for PI purposes. In addition to SFC's checks, every college Principal must also sign-off the data as a true and accurate record for their college.

Most charts contain two percentage figures; the first describes the percentage of students who successfully completed the course year and the second is the percentage that completed the course year irrespective of their result. Both these values have been calculated as a percentage of all enrolments.

Most of the charts are based on student enrolments on full time (640 hours) and part time courses which range from 400 hours to less than 10 hours of learning.

Where the number of enrolments is less than 50 in a category, data has been suppressed and is not shown. SFC state that this avoids spurious statistical accuracy in the published pass rates and reduces the risk of incorrect conclusions being drawn from pass rates based on small numbers.

Therefore, when viewing the Scottish Funding Council performance indicator paper for West Highland College UHI the following points should be noted:

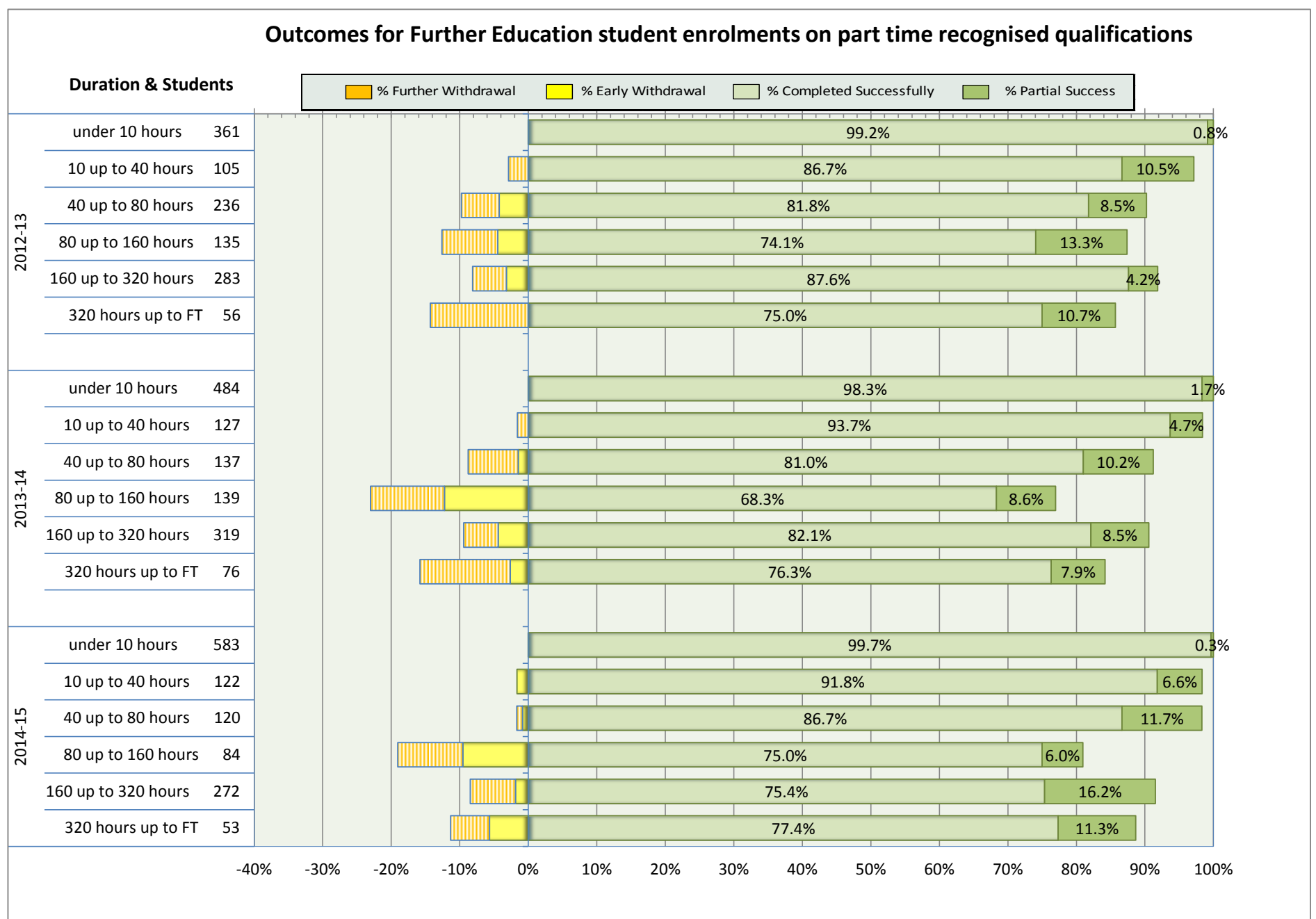
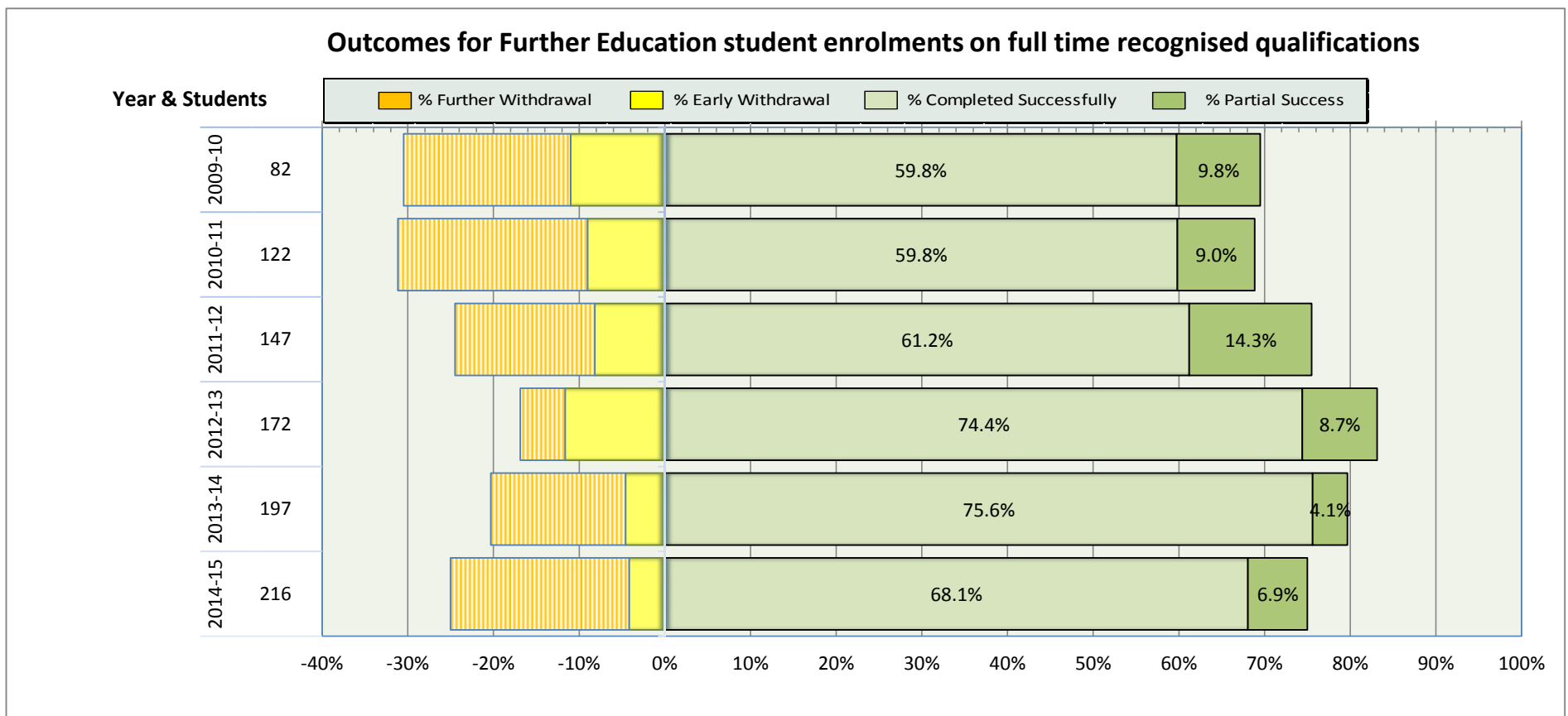
West Highland College UHI is a rural college serving a widely dispersed population of 40,000 across Lochaber, Skye and Wester Ross. Therefore the numbers of students enrolling on courses are relatively small and several of the courses we deliver are therefore not included in these results. In 14/15 students enrolled on courses of more than 160 hours of learning in the following subject groupings:

- Art and Design
- Business, Management and Administration
- Computing and ICT
- Engineering
- Hairdressing, Beauty and Complementary Therapies
- Hospitality and Tourism
- Land-based Industries
- Languages and ESOL (English for Speaker of Other Languages)
- Nautical Studies
- Performing Arts
- Science
- Social Subjects
- Sport and Leisure

Students across all age groupings enrolled on courses in 14/15. However, there were fewer than 50 students in the age ranges of 21-24, therefore no data is shown in the SFC publication.

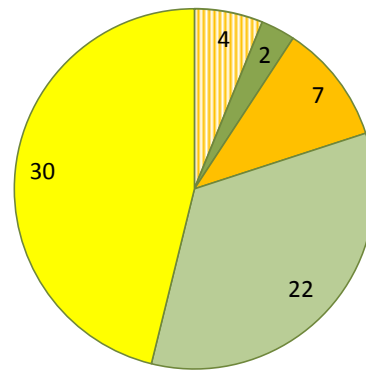
For full guidance on understanding how SFC performance indicators are presented please read the [SFC Statistical Publication: College Performance Indicators 2014/15](#).

West Highland College 2014-15 Performance Indicators

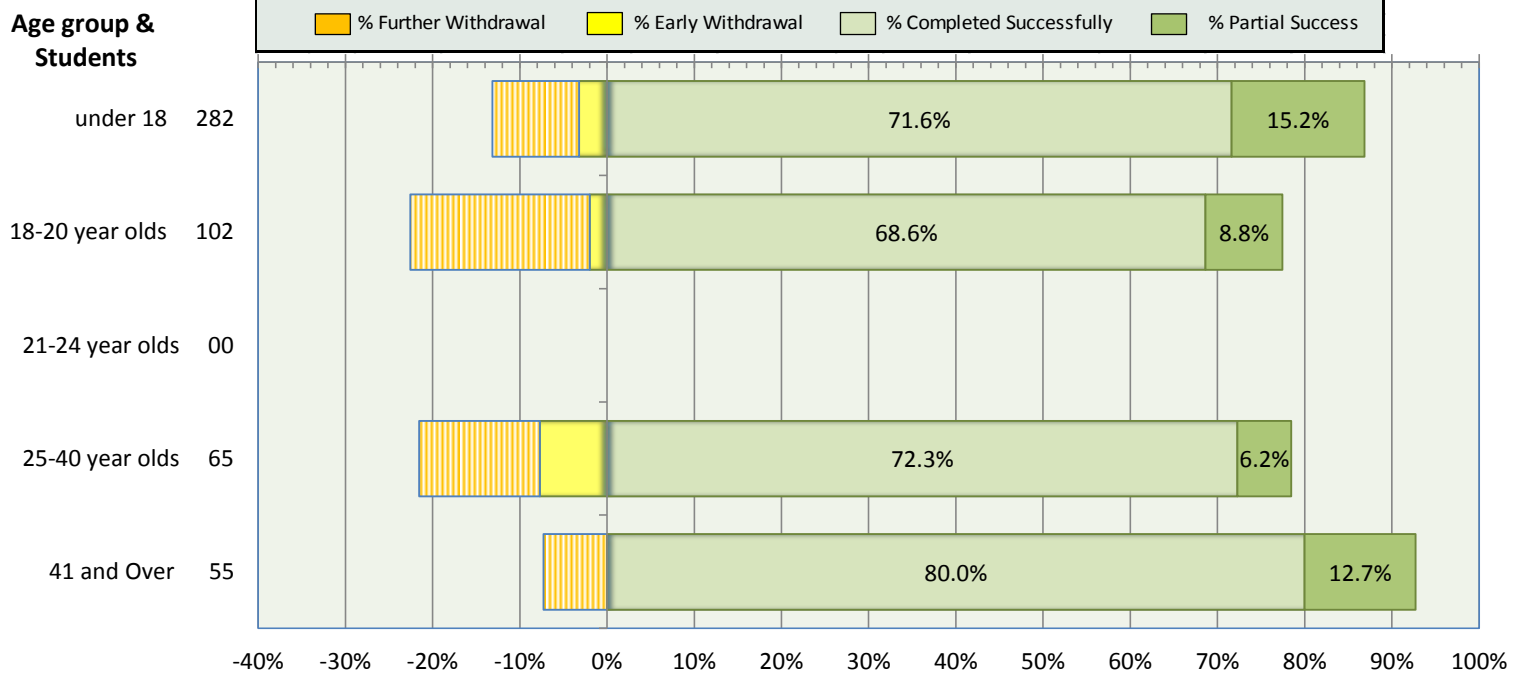


**Level of achievement for students completing an FE course of 160 hours or more who did not achieve 'full' success
(An overview of the 'completed partial success' group above)**

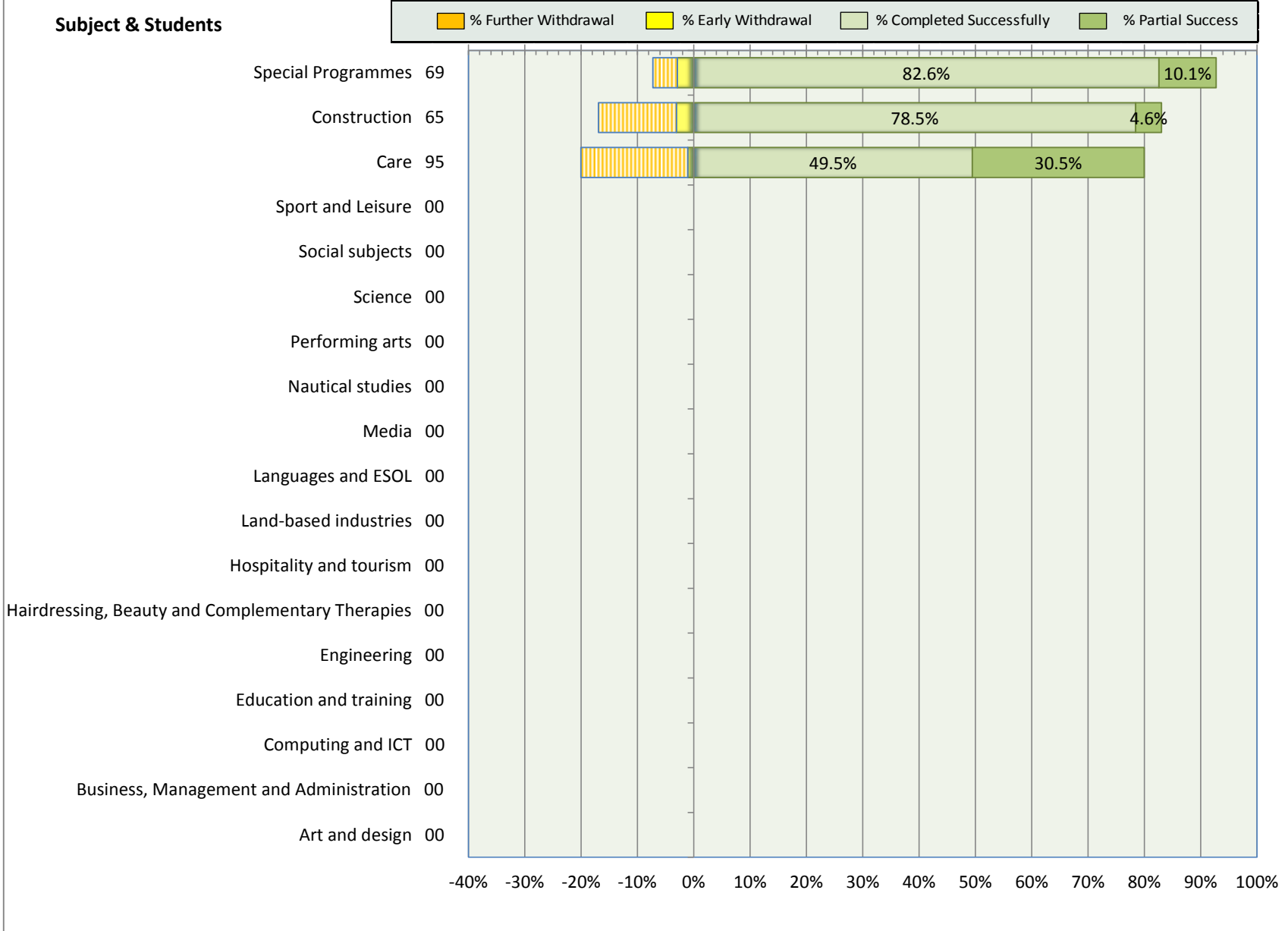
- Number of students who complete their course without gaining any units / credits
- Number of students completing their course achieving up to 25% of planned units
- Number of students completing their course achieving 25 to 50% of planned units
- Number of students completing their course achieving 50 to 75% of planned units
- Number of students completing their course achieving at least 75% of planned units



Enrolments by age group for courses lasting 160 hours or more



Enrolments by HMIE subject groupings on FE courses lasting 160 hours or more



Enrolments by level and gender on courses lasting 160 hours or more

